





































Original	Rechange
 Power	 Power
 TV - Gids	 List
 Extra	 Options
 Comm.	 Subt
 TV - Theek	 Dual
 Home	 Smart
 Mute	 Mute
 Help	 Info
 Vol+	 Vol +
 Vol-	 Vol -
 CH+	 Ch +
 CH-	 Ch -
 Up	 Up
 Left	 Left
 OK	 Ok
 Right	 Right
 Down	 Down

Original	Rechange
 Delete	 3D
 Exit	 Exit
 Back	 Back
	
	
 Pause	 Pause
 Play	 Play
 Rec	 Rec
 Stop	 Stop
 Text	 Text
 Red	 Red
 Green	 Green
 Yellow	 Yellow
 Blue	 Blue
 1	 1
 2	 2
 3	 3





Original	Recharge	Original	Recharge
4 ghi	4	4	4
5 jkl	5	5	5
6 mno	6	6	6
7 pqrs	7	7	7
8 tuv	8	8	8
9 wxyz	9	9	9
0 _	0	0	0
-/--	-/--	GUIDE	Guide
. □ →	. □ →	TIMER AV	AV

Original	Recharge	Original	Recharge





	Original	Recharge	Original	Recharge
	Power			
	Mute			
	1			
	2			
	3			
	4			
	5			
	6			
	7			
	8			
	9			
	0			
	. □→			
	Vol+			
	Vol-			
	CH+			
	CH-			

