





































































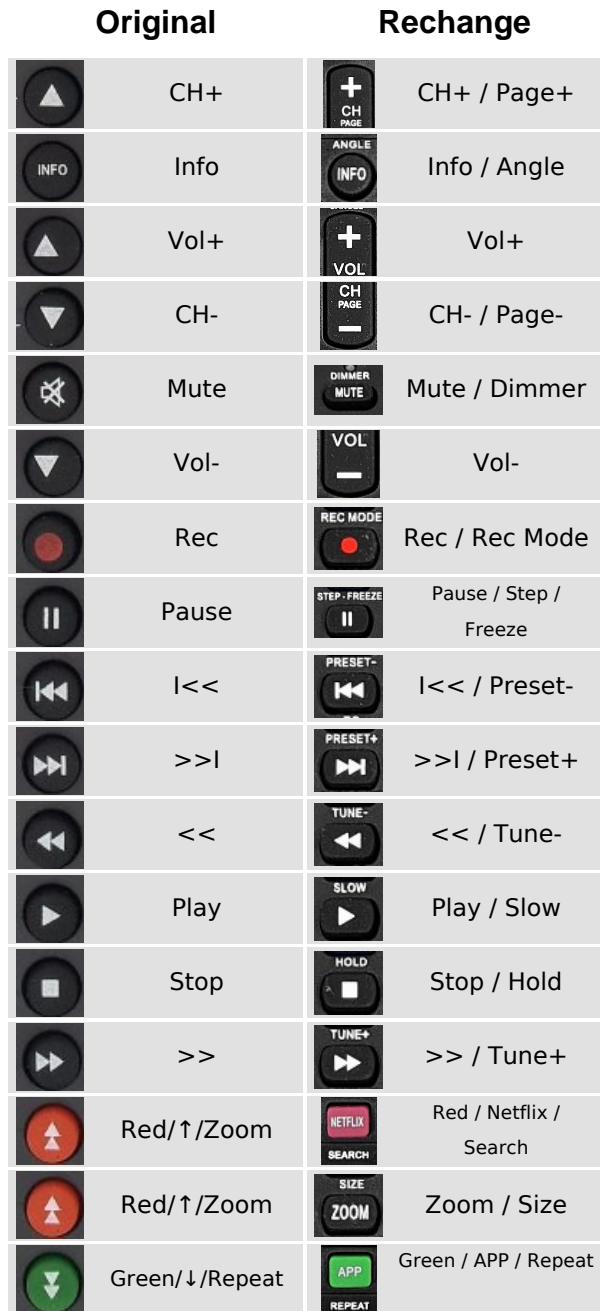




Original	Recharge	Original	Recharge
	Power		Power
	Sleep		Sleep / Timer
	Screen		Picture / Format
	Presets		Setup / OPT /
	↔		TV/Radio /
	FAV	 + 	Shift + Fav / Marker / PC
	Lang		Audio / Lang I/II
	Subtitle		Subtitle / EQ
	TXT		Text / Goto
	1		1
	2		2
	3		3
	4		4
	5		5
	6		6
	7		7
	8		8
	9		9
	EPG		Guide / EPG / -/-
	0		0
	Swap		Fav / Marker / PC
	Photo/Music/Movi		D.Menu / Top
	World		Smart / List
	Source		AV / Input / RDS
	Menu		Menu / Home
	Up		Up
	Left		Left
	OK		OK
	Right		Right
	Down		Down
	C		Exit / Cancel / Clear
	Disp.		Display / Media
	Search Mode	 + 	Shift + Red / Netflix /
	Return		Back / Return





The image shows a black remote control for a Mandis TV. The remote has a variety of buttons for controlling the television. At the top, there is a power button (red circle with a power symbol), a dimmer/mute button (black circle with 'DIMMER' and 'MUTE' text), and a shift button (yellow circle with 'SHIFT' text). Below these are four function buttons: TV, DVD, SAT, and AUX. The main section of the remote contains numerous buttons for playback control (play, pause, stop, first, previous, next, last), volume control (plus/minus), channel control (plus/minus), and a directional pad with an OK button in the center. There are also buttons for various settings like sound, picture, and subtitles. At the bottom, there are buttons for streaming services (Netflix, App, YouTube, Prime Video) and other functions like search, repeat, and random.