








Original	Recharge
Power Receiver	Power
Input Select	AV
DVD/LD	Shift + 1
TV/SAT	Shift + 5
DVR/VCR	Shift + 2
CD	Shift + 4
CD-R/Tape	Shift + 6
TUNER	Shift + 3
Standard	Red
Advanced	Green
Stereo	Yellow
Midnight /	Blue
CH. Select	Smart
Level-	Ch -
Level+	Ch +
Test Tone	Media
Effect -	Shift + Down

Original	Recharge
Effect +	Shift + Up
FL Dimmer	D. Menu
Mute	Mute
Master Volume-	Vol -
Master	Vol +
Up/Tune+	Up
Menu	Menu
Left/ST-	Left
Enter	Ok
Right/ST+	Right
Setup	Options
Down/Tune-	Down
Sleep	Sleep
Guide	Guide
<<	<<
Play	Play
>>/A	>>









































Original		Rechange		Original		Rechange	
	Power Source		Power		1		1
	DVD		Smart		2		2
	Top Menu		Ch +		3		3
	Up		Up		Enter		Pre Ch
	Menu		Ch -		4		4
	Left		Left		5		5
	Enter		Ok		6		6
	Right		Right		+10		Guide
	Audio		Dual		7		7
	Down		Down		8		8
	<<		<<		9		9
	Play		Play		0		0
	>>		>>				
	I<<		I<<				
	Pause		Pause				
	Stop		Stop				
	>>I		>>I				





Original		Rechange		Original		Rechange	
	Power Source		Power		5		5
	Tuner		Smart		6		6
	Tune+		Up		7		7
	Menu		Menu		8		8
	ST-		Left		9		9
	Enter		Ok		0		0
	ST+		Right				
	Tune-		Down				
	Band		Stop				
	Display		Back				
	Class		Pause				
	MPX		I<<				
	D.Access		>>I				
	1		1				
	2		2				
	3		3				
	4		4				

