

Original	Rechange
Left	SHIFT + Left — Shift + Left
Muting	DIMMER MUTE — Mute / Dimmer
CD Play	SLOW — Play / Slow
CD Pause	STEP-FREEZE — Pause / Step / Freeze
CD Stop	HOLD — Stop / Hold
CD <<	TUNE- — << / Tune-
CD >>	TUNE+ — >> / Tune+
CD I<<	PRESET- — I<< / Preset-
CD >>I	PRESET+ — >>I / Preset+
T.Tone	TITLE SOUND — Sound / Title
PHONO	LANG I/II AUDIO — Audio / Lang I/II
Surround	SURROUND — Eject / Surround
Mode	TOP MENU D.MENU — D.Menu / Top
System Setup	OPT-TOOLS SETUP — Setup / OPT /
AVR/AVC	RDS AV INPUT — AV / Input / RDS
Menu Next	HOME MENU — Menu / Home
Menu Up	Up

Original	Rechange
Deck <	Left
Deck >	Right
Menu Down	Down
Master Vol+	VOL + — Vol+
CH Select	LIST SMART — Smart / List
Tuner Channel+	CH PAGE + — CH+ / Page+
Master Vol-	VOL — — Vol-
Tuner Channel-	CH PAGE — — CH- / Page-
TV/DBS	TV 1 — 1
DVD/VDP	DVD 2 — 2
CD	CD-STB 3 — 3
VCR	VIDEO 4 — 4
MD / TAPE MON	TAPE 5 — 5
TUNER	TUNER 6 — 6
TUNER	BLUETOOTH 9 — 9
Deck A/B	YouTube REPEAT A-B — Yellow / YouTube / Repeat
Deck Stop	SHIFT + HOLD — Shift + Stop / Hold



Original	Rechange	Original	Rechange
Deck <<	SHIFT + TUNE-		
Deck >>	SHIFT + TUNE+		
Status	SHIFT + OPT-TOOLS SETUP		
CH Vol Up	SHIFT + VOL +		
CD Disc Skip+	SHIFT + CH PAGE +		
CH Vol Down	SHIFT + VOL −		
Video Select	SHIFT + VIDEO 4		
Tuner Shift	SHIFT + TUNER 6		



Original		Rechange	
AVR/AVC	AVR/AVC	RDS AV INPUT	AV / Input / RDS
VCR	Power VCR		Power
DVD/VDP	Power DVD	SHIFT +	Shift + Power
PHONO	PHONO	SHIFT + TITLE SOUND	Shift + Sound / Title
CD	CD	CD - STB 3	3
DVD/VDP	DVD/VDP	DVD 2	2
TV/DBS	TV/DBS	TV 1	1
VCR	VCR	VIDEO 4	4
MD / TAPE MON	MD / TAPE MON	TAPE 5	5
TUNER	TUNER	BLUETOOTH 9	9
TUNER	TUNER	TUNER 6	6
SHIFT	Tuner Shift	SHIFT + TUNER 6	Shift + 6
CHANNEL +	Tuner Channel+	CH PAGE +	CH+ / Page+
CHANNEL −	Tuner Channel-	CH PAGE −	CH- / Page-
TITLE	DVD Title	TITLE SOUND	Sound / Title
	DVD Play	SLOW ▶	Play / Slow
DISC SKIP+ MENU/GUIDE	DVD Menu / Guide	HOME MENU	Menu / Home

Original		Rechange	
	DVD I<<	PRESET-	I<< / Preset-
	DVD Pause	STEP - FREEZE	Pause / Step / Freeze
	DVD >>I	PRESET+	>>I / Preset+
DISPLAY	DVD Display	MEDIA DISPLAY	Display / Media
	DVD Stop	HOLD	Stop / Hold
RETURN	DVD Return	RETURN BACK	Back / Return
SYSTEM SET UP	DVD Setup	OPT-TOOLS SETUP	Setup / OPT /
	Up		Up
SURROUND SELECT	Select	OK	OK
MASTER VOL.	Master Vol+	+ VOL	Vol+
	Left		Left
	Down		Down
NEXT	Right		Right
MASTER VOL.	Master Vol-	VOL −	Vol-
T.TONE	T.Tone	LANG I/II AUDIO	Audio / Lang I/II
VIDEO SELECT	Video Select	SHIFT + VIDEO 4	Shift + 4
MODE	Mode	TOP MENU D.MENU	D.Menu / Top Menu



Original		Rechange		Original	Rechange
MUTING	Muting	DIMMER MUTE	Mute / Dimmer		
CH SELECT	CH Select	LIST SMART	Smart / List		
CH VOL	CH Vol Down	SHIFT +	VOL − Shift + Vol-		
VOL	CH Vol Up	SHIFT +	+ VOL Shift + Vol+		
STATUS	Status	SHIFT +	OPT-TOOLS SETUP Shift + Setup / OPT / Tools		



Original	Rechange	Original	Rechange
Muting	Mute / Dimmer	Deck >	Right
MD Play	Play / Slow	Menu Down	Down
MD Pause	Pause / Step / Freeze	Master Vol+	Vol+
Deck Stop	Stop / Hold	CH Select	Smart / List
Deck <<	<< / Tune-	Tuner Channel+	CH+ / Page+
Deck >>	>> / Tune+	Master Vol-	Vol-
MD I<<	I<< / Preset-	Tuner Channel-	CH- / Page-
MD >>I	>>I / Preset+	TV/DBS	1
T.Tone	Sound / Title	DVD/VDP	2
PHONO	Audio / Lang I/II	CD	3
Surround	Eject / Surround	VCR	4
Mode	D.Menu / Top	MD / TAPE MON	5
System Setup	Setup / OPT /	TUNER	6
AVR/AVC	AV / Input / RDS	TUNER	9
Menu Next	Menu / Home	Deck A/B	Yellow / YouTube / Repeat
Menu Up	Up	MD Stop	Shift + Stop /
Deck <	Left	MD <<	Shift + << / Tune-



Original	Rechange	Original	Rechange
MD >>	SHIFT + TUNE+		
Status	SHIFT + OPT-TOOLS SETUP		
CH Vol Up	SHIFT + + VOL		
CH Vol Down	SHIFT + VOL −		
Video Select	SHIFT + VIDEO 4		
Tuner Shift	SHIFT + TUNER 6		